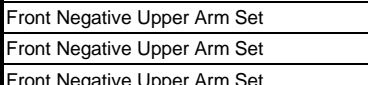









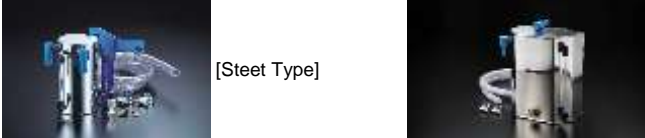







Nissan Skyline (R32) GT-R	PRODUCTS			PART #	MSRP	
Coilover Suspension Kit (Twin & Mono Tube type)	Street Zero - Fixed Damper Rate	ARG/ARG	11kg/9kg	231 61P CN	\$ 1,280.00	
	Street Zero - Fixed Damper Rate	PRG/PRG	11kg/9kg	231 61P CP	\$ 1,580.00	
	Street Zero-A - 40-way Damper Adj.	ARG/ARG	10kg/8kg	231 61N CN	\$ 1,500.00	
	Street Zero-A - 40-way Damper Adj.	PRG/PRG	10kg/8kg	231 61N CP	\$ 1,800.00	
	PAJ: Pillowball/Adj., PRG: Pillowball/Rigid, ARG: Rubber/Rigid				Custom Spring Settings are available	
LSD (Limited Slip Differential)	Front - LSD - 1 way (2 different settings)	Type RS	35/0 & 45/0 deg.	LSD 137 F	\$ 1,400.00	
	Front - LSD - 1 way (1 & 1.5 way)		45/0 deg.	LSD 137 C	\$ 1,400.00	
	Front - LSD - 1.5 way (1 & 1.5 way)		45/15 deg.	LSD 137 C15	\$ 1,400.00	
	Front - LSD - 1 way (2 different settings)	Type MZ	35/0 & 45/0 deg.	LSD 137 A	\$ 1,374.00	
	Front - LSD - 1 way (1 & 1.5 way)		45/0 deg.	LSD 137 B	\$ 1,374.00	
	Front - LSD - 1.5 way (1 & 1.5 way)		45/15 deg.	LSD 137 B15	\$ 1,374.00	
	Production Year: 08/1989 - 1/1993 only : Side Shaft No. of Splines : 30T, 32mm OD					
	Rear - LSD - 1 way (1 & 2 way)	Type RS	55/0 deg.	LSD 271 FB	\$ 1,520.00	
	Rear - LSD - 2 way (1 & 2 way)		55/55 deg.	LSD 271 F2B	\$ 1,520.00	
	Rear - LSD - 1.5 way (1.5 & 2 way)		55/20 deg.	LSD 271 L15B	\$ 1,520.00	
	Rear - LSD - 2 way (1 & 2 way)		55/55 deg.	LSD 271 L2B	\$ 1,520.00	
	Rear - LSD - 1 way (High Initial for Drag Race)		55/0 deg.	LSD 271 FDB	\$ 1,520.00	
	Rear - LSD - 1 way (1 & 2 way)	Type MZ	55/0 deg.	LSD 271 EB	\$ 1,507.00	
	Rear - LSD - 2 way (1 & 2 way)		55/55 deg.	LSD 271 E2B	\$ 1,507.00	
	Rear - LSD - 1.5 way (1.5 & 2 way)		55/20 deg.	LSD 271 K15B	\$ 1,507.00	
	Rear - LSD - 2 way (1 & 2 way)		55/55 deg.	LSD 271 K2B	\$ 1,507.00	
	Production Year: 01/1993 - 12/1994 only : Side Shaft No. of Splines : 31T, 33mm OD					
	Rear - LSD - 1 way (1 & 2 way)	Type RS	55/0 deg.	LSD 169 F	\$ 1,600.00	
	Rear - LSD - 2 way (1 & 2 way)		55/55 deg.	LSD 169 F2	\$ 1,600.00	
	Rear - LSD - 1.5 way (1.5 & 2 way)		55/20 deg.	LSD 169 L15	\$ 1,600.00	
Rear - LSD - 2 way (1 & 2 way)	55/55 deg.		LSD 169 L2	\$ 1,600.00		
Rear - LSD - 1 way (High Initial for Drag Race)	55/0 deg.		LSD 169 FD	\$ 1,600.00		
Rear - LSD - 1 way (1 & 2 way)	Type MZ	55/0 deg.	LSD 169 E	\$ 1,574.00		
Rear - LSD - 2 way (1 & 2 way)		55/55 deg.	LSD 169 E2	\$ 1,574.00		
Rear - LSD - 1.5 way (1.5 & 2 way)		55/20 deg.	LSD 169 K15	\$ 1,574.00		
Rear - LSD - 2 way (1 & 2 way)		55/55 deg.	LSD 169 K2	\$ 1,574.00		
Production Year: 01/1993 - 12/1994 only : Side Shaft No. of Splines : 31T, 33mm OD						
Sway Bar Set	Front - Fixed rate 24mm Dia. (+90% - OE 20mm)	Hollow	w/Bushings	231 311 A	\$ 334.00	
	Rear - Fixed rate 30mm Dia. (+62% - OE 25.4mm)	Hollow	w/Bushings & Brackets	231 311 B	\$ 374.00	
Pillowball Upper Mount Kit (No Camber Adjustment)	Front - OE Coil Spring	Nut: M, Collar: 15		232 411 A	\$ 320.00	
	Front - ID=60mm Coil Spring Only	Nut: M, Collar: 15		232 411 A60	\$ 320.00	
	Front - ID=65mm Coil Spring Only	Nut: M, Collar: 15		232 411 A65	\$ 320.00	
	Front - ID=70mm Coil Spring Only	Nut: M, Collar: 15		232 411 A70	\$ 320.00	
	Front - OE Coil Spring (+15mm Stroke)	Nut: N/A, Collar: 50-51		232 411 AN	\$ 320.00	
	Rear - OE Coil Spring, ID=70mm & 75mm	Nut: M, Collar: 14		232 421 A	\$ 320.00	
	Rear - ID=60mm Coil Spring Only	Nut: M, Collar: 14		232 421 A60	\$ 320.00	
	Rear - ID=65mm Coil Spring Only	Nut: M, Collar: 14		232 421 A65	\$ 320.00	
Pillowball Bushing Set	Front - Lower Arm - Body side	Require 1 set per vehicle		223 464 AV	\$ 227.00	
	Rear - Lower Arm - Body side	Require 2 set per vehicle		220 464 HV	\$ 227.00	
	Rear - Axle - For HICAS Model	Require 6 set per vehicle		220 464 DV	\$ 187.00	
	Rear - Axle - For Non-HICAS Model	Require 4 set per vehicle		220 464 DV	\$ 187.00	
Suspension Arms/Links	Front Pillowball Adjustable Tension Rod	Toe : +5mm to -9mm		231 473 ASN	\$ 400.00	
						
	Front Negative Upper Arm Set	Camber : +5mm		231 479 AA	\$ 427.00	
	Front Negative Upper Arm Set	Camber : +/-0mm		231 479 AB	\$ 427.00	
	Front Negative Upper Arm Set	Camber : -5mm		231 479 AC	\$ 427.00	
	Front Negative Upper Arm Set	Camber : -10mm		231 479 AD	\$ 427.00	
						

Nissan Skyline (R32) GT-R	PRODUCTS			PART #	MSRP
Suspension Arms/Links	Rear Adjustable Upper Arm Set	Camber : +10mm to -6mm	231 474 L	\$ 467.00	
			220 474 G	\$ 387.00	
Strut Tower Bar Set	Front - ALC OS (Al-Carbon Type-A shape)	Side Bracket - Grey	231 535 A	\$ 240.00	
	Front - OS (Type-1 - Oval shape)	Side Bracket - Blue	231 540 A	\$ 200.00	
	Front - OS (Type-1 - Oval shape) with Brake Cylinder Stopper	Side Bracket w/BCS - Blue	231 540 AM	\$ 267.00	
	Front - AS (Aluminum Round Shape with Tension Adj.)	Side Bracket - Blue	230 510 A	\$ 160.00	
	Front - 40D (Aluminum D-shape Shape)	Side Bracket - Grey	230 570 A	\$ 200.00	
	Rear - OS (Type-1 - Oval shape)	Side Bracket - Grey	231 541 AN	\$ 200.00	
	Rear - OS-T (Additional Triangle Shape Bars)	Use with 231 541 AN as set	230 544 A	\$ 160.00	
	Rear - AS (Aluminum Round Shape with Tension Adj.)	Side Bracket - Blue	230 510 A	\$ 160.00	
	Rear - CB (Real Carbon 40mm OD - Round shape)	Side Bracket - Grey	231 551 AN	\$ 294.00	
	Front - 40 (Aluminum 40mm - Round Shape)	Side Bracket - Grey	230 526 AN	\$ 240.00	
 <p>[Front]  [Rear] </p>					
Brake Master Cylinder Stopper Kit	Brake Master Cylinder Stopper Kit		231 561 A	\$ 114.00	
	 <p>Can be used as single kit</p> <p>General image, not for R32]</p>				
Tension Rod Bar Set	Front Tension Rod Bar	Blue	Bolt-on	231 485 A	\$ 100.00
	 <p>[Front]  </p>				
Oil Catch Tank Kit	Street Oil Catch Tank - 15mm Hose size	15mm	0.6L	230 009 A	\$ 131.00
	Additional Hose (replacement) - 15mm Hose size, 1m			00B 009 01B	\$ 14.00
	Racing Oil Catch Tank - 22mm Hose size, 3L High Capacity	22mm	3.0L	231 011 A	\$ 240.00
 <p>[Street Type]  [Racing Type - 3.0L] </p>					
Shift Knob	White Round - 44mm Dia. DULACON - 10 x 1.25mm		00B 760 3WW	\$ 40.00	
					
Spin Turn Knob & Lever	E-Brake Lock Cancellor - Blue		Use as set for R32 GT-R	230 014 A	\$ 131.00
					
Engine Parts	Cooling Plate		380 003 AL	\$ 131.00	
					

Nissan Skyline (R32) GT-R	PRODUCTS		PART #	MSRP	
Engine Parts	Sport Oil Filter (Magnet Type)			00B 001 F	\$ 34.00
					
	Oil Drain Plug (Magnet Type)			00B 001 ND01	\$ 24.00
					
	Radiator Cap - High Pressure Type (A-Type)			00B 050 A13	\$ 34.00
					
Exhaust Hanger Bushing		Require 4 pcs per vehicle	A160 RM003B	\$ 12.00	
					
Hood Pin	Blue Aluminum			00B 817 AL	\$ 54.00
	Black Aluminum			00B 817 AB	\$ 54.00
	Silver Aluminum			00B 817 A	\$ 51.00
	Hood Pin W/ Lock			A517 C402	\$ 80.00
	Spring Trunk Hook			00B 818 A	\$ 34.00
GT Wing (Aluminum)	Bolt-On GT Wing Kit (Designed for R32 GT-R)		Angle adjustable	231 821 HJF	\$ 534.00
	 <ul style="list-style-type: none"> - High mount bracket: 235mm Height - Light weight ribbed aluminum seamless material - Single black anodized aluminum wing - Single plate - 10 deg. angle step adjustable - Includes tools 				
Roll Cage (For <u>Non-Sunroof</u> Model)	Steel - Safety21 - 2 Passenger type		4 PT (REAR)	230 270 C20	\$ 534.00
	Chromoly - D1 - 2 Passenger type			230 261 C	\$ 600.00
	Steel - Safety21 - 4 Passenger type			230 270 A20	\$ 534.00
	Chromoly - D1 - 4 Passenger type			230 261 A	\$ 600.00
	Steel - Safety21 - 2 Passenger type		5 PT	230 270 D20	\$ 667.00
	Chromoly - D1 - 2 Passenger type		5 PT	230 261 D	\$ 774.00
	Steel - Safety21 - Around Dash - 2 Passenger type		6 PT	230 270 E20	\$ 867.00
	Steel - Safety21 - Dash Through - 2 Passenger type			230 290 E20	\$ 867.00
	Chromoly - D1 - Around Dash - 2 Passenger type			230 261 E	\$ 960.00
	Chromoly - D1 - Dash Through - 2 Passenger type			230 265 E	\$ 960.00
	Steel - Safety21 - Around Dash - 4 Passenger type			230 270 B20	\$ 867.00
	Steel - Safety21 - Dash Through - 4 Passenger type			230 290 B20	\$ 867.00
	Chromoly - D1 - Around Dash - 4 Passenger type			230 261 B	\$ 960.00
	Chromoly - D1 - Dash Through - 4 Passenger type			230 265 B	\$ 960.00
	Steel - Safety21 - Around Dash		7 PT	230 270 F20	\$ 1,000.00
	Steel - Safety21 - Dash Through			230 290 F20	\$ 1,000.00
	Chromoly - D1 - Around Dash			230 261 F	\$ 1,134.00
	Chromoly - D1 - Dash Through			230 265 F	\$ 1,134.00
	Steel - Safety21 - Around Dash		8 PT	230 270 G20	\$ 1,134.00
	Steel - Safety21 - Dash Through			230 290 G20	\$ 1,134.00
	Chromoly - D1 - Around Dash			230 261 G	\$ 1,334.00
	Chromoly - D1 - Dash Through			230 265 G	\$ 1,334.00
	Steel - Safety21 - Around Dash - Works type		9 PT	230 270 W9	\$ 1,160.00
	Steel - Safety21 - Dash Through - Works type		9 PT	230 290 W9	\$ 1,160.00
	Steel - Safety21 - Around Dash - Works type		10 PT	230 270 W10	\$ 1,294.00
	Steel - Safety21 - Dash Through - Works type		10 PT	230 290 W10	\$ 1,294.00
	Steel - Safety21 - Around Dash - Works type		12 PT	230 270 W12	\$ 1,560.00
	Steel - Safety21 - Dash Through - Works type		12 PT	230 290 W12	\$ 1,560.00
Steel - Safety21 - Around Dash - Works type		13 PT	230 270 W13	\$ 1,694.00	
Steel - Safety21 - Dash Through - Works type		13 PT	230 290 W13	\$ 1,694.00	

Nissan Skyline (R32) GT-R	PRODUCTS		PART #	MSRP
Roll Cage (For <u>Sunroof</u> Model)	Steel - Safety21 - 2 Passenger type	4 PT (REAR)	230 270 CS20	\$ 534.00
	Chromoly - D1 - 2 Passenger type		230 261 CS	\$ 600.00
	Steel - Safety21 - 4 Passenger type	5 PT	230 270 AS20	\$ 534.00
	Chromoly - D1 - 4 Passenger type		230 261 AS	\$ 600.00
	Steel - Safety21 - 2 Passenger type	6 PT	230 270 DS20	\$ 667.00
	Chromoly - D1 - 2 Passenger type		230 261 DS	\$ 774.00
	Steel - Safety21 - Around Dash - 2 Passenger type	7 PT	230 270 ES20	\$ 867.00
	Chromoly - D1 - Around Dash - 2 Passenger type		230 261 ES	\$ 960.00
	Steel - Safety21 - Around Dash - 4 Passenger type	8 PT	230 270 BS20	\$ 867.00
	Chromoly - D1 - Around Dash - 4 Passenger type		230 261 BS	\$ 960.00
	Steel - Safety21 - Around Dash	9 PT	230 270 FS20	\$ 1,000.00
	Chromoly - D1 - Around Dash		230 261 FS	\$ 1,134.00
	Steel - Safety21 - Around Dash	10 PT	230 270 GS20	\$ 1,134.00
	Chromoly - D1 - Around Dash		230 261 GS	\$ 1,334.00
	Steel - Safety21 - Around Dash - Works type	11 PT	230 270 WS10	\$ 1,294.00
	Steel - Safety21 - Around Dash - Works type		230 270 WS12	\$ 1,560.00
	Steel - Safety21 - Around Dash - Works type	12 PT	230 270 WS13	\$ 1,694.00
Steel - Safety21 - Around Dash - Works type	230 270 WS13		\$ 1,694.00	